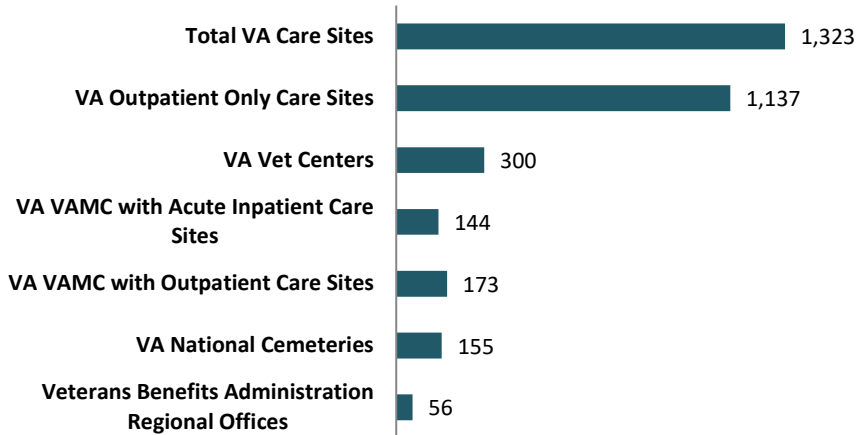


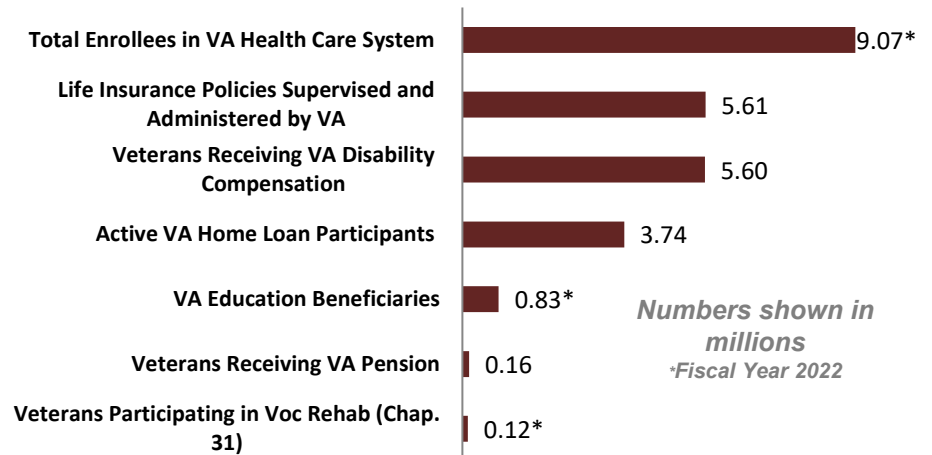
# Department of Veterans Affairs Statistics at a Glance

(Updated 6/30/2023)

## Number of VA Facilities



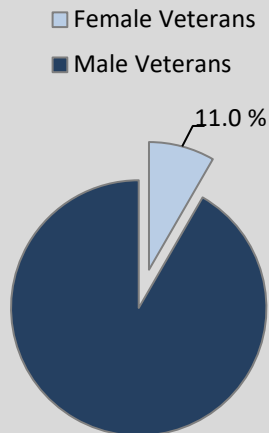
## VA Benefits and Health Care Utilization



Numbers shown in millions  
\*Fiscal Year 2022

## Projected Veteran Population

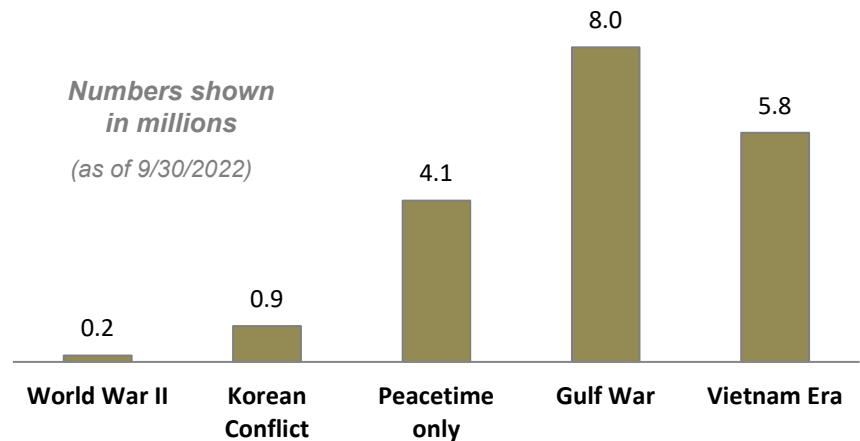
18,592,457



(as of 9/30/2022)

## Numbers shown in millions

(as of 9/30/2022)



NOTE: Categories are not mutually exclusive. Veterans may serve in multiple periods.

Source: Department of Veterans Affairs, Office of Data Governance and Analytics, Veteran Population Projection Model (VetPop) 2020; Veterans Benefits Administration; Veterans Health Administration, Office of the Assistant Deputy Under Secretary for Health for Policy and Planning.

Prepared August 2023

